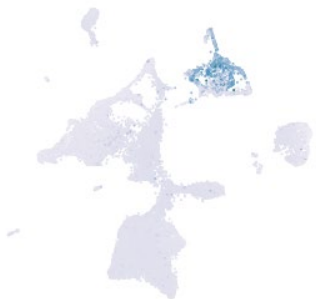


Supplementary Figure 9

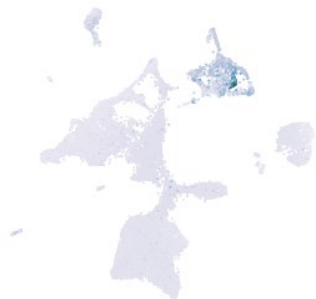
CD4 T cells

Cd3d, Cd3e, Cd3g, Cd28, Cd4



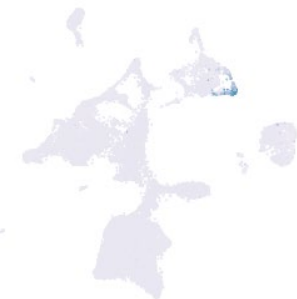
CD8 T cells

Cd3d, Cd3e, Cd3g, Cd28, Cd8a, Cd8b1, Gzma, Gzmb, Prf1



NK cells

Klrb1c, Ncr1, Klra4, Eomes



B cells

Cd79a, Cd79b, Cd19



Monocytes

Itgam, Mafk, Msr1, Csf1r, Fn1, F13a1



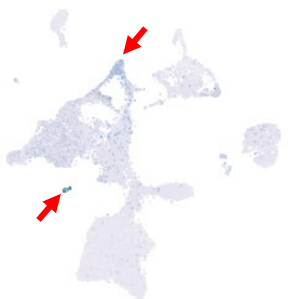
Macrophages

Itgam, Adgre1




Dendritic cells

Batf3, Tcf4, Irf8, Siglech, Ccr9, Pascin1



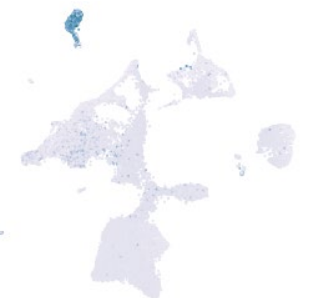
Neutrophils

S100a8, S100a9, Csf3r, Cxcr2, Csf1r



Basophils

Il6, Fcer1a, Gata2



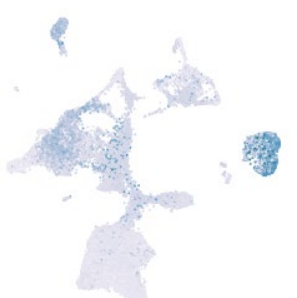
Mast cells

Fcer1a, Kit, Mcpt1, Mcpt2, Mcpt4, Gata2



Cancer cells

Epcam, Cdh1



Fibroblasts

Col1a1, Col1a2, Col3a1, Lum, Dcn

